

# Welcome

---

## Purpose of today's session:

- To share the Leeds City Region Enterprise Partnership's (LEP) thinking on our region's economic strengths
- To consider how they are used to maximize growth
- To explore the key opportunities for Huddersfield

<https://www.youtube.com/watch?v=a0SHol8azqE&feature=youtu.be>

# Who are the Combined Authority & LEP?

---

***Our vision: a strong, successful economy and globally recognised economy where everyone can build great businesses, careers and lives***

- A partnership of local councils and the private sector through the Combined Authority and Leeds City Region Enterprise Partnership (LEP)
- Our work focuses on the issues that it makes sense to address at the city region level
- Through partnership working between councils and businesses we strengthen the City Region's influence nationally and internationally and provide a single voice to attract investment and jobs
- We are the accountable body for the LEP delivering the £1bn+ Growth Deal and Transport Fund and we deliver services for people and businesses across Leeds City Region


# Our priorities

---

## Our work focuses on four key priorities:



Improved  
productivity



Inclusive  
growth



A 21<sup>st</sup>  
Century  
transport  
network



Devolution  
of power  
and  
resources

# About Leeds City Region

---

## The facts

### Northern capital

- £66.5 billion economy – the biggest contributor to the Northern Powerhouse
- WY is £50.8bn economy

### Innovation capital

- UK's largest regional finance centre
- More manufacturing jobs than anywhere in the country

### Human capital

- 1.4 million workforce – largest and fastest growing in the North

### Transport capital

- At the centre of the UK, within one hour's drive of 7 million people



# Economic profiles: West Yorkshire & Districts

| Geography          | Pop (million) | GVA (£bn) | Jobs (million) | Businesses (000s) |
|--------------------|---------------|-----------|----------------|-------------------|
| Leeds City Region* | 3.0           | £66.5     | 1.41           | 126,000           |
| West Yorkshire     | 2.3           | £51.6     | 1.08           | 91,000            |

| Place      | Pop (000s) | GVA (£million) | Jobs (000s) | Businesses (000s) |
|------------|------------|----------------|-------------|-------------------|
| Bradford   | 534.2      | 9,925          | 229         | 18,285            |
| Calderdale | 209.8      | 4,507          | 111         | 9,280             |
| Kirklees   | 437.0      | 7,426          | 185         | 16,860            |
| Leeds      | 781.7      | 21,951         | 491         | 34,630            |
| Wakefield  | 336.8      | 6,957          | 164         | 11,945            |

\* Largest City Region economy outside of London

# Growth sectors

The Northern Powerhouse Independent Economic Review identifies sector specialisms for each LEP area. We can identify place specialisms by looking at location quotients (LQs). This shows where an area has a disproportionately high proportion of jobs in certain sectors. Location quotients above the national average at district level are highlighted below.

| Sector                            | Location quotients (GB=1) |            |          |       |           |                |                   |
|-----------------------------------|---------------------------|------------|----------|-------|-----------|----------------|-------------------|
|                                   | Bradford                  | Calderdale | Kirklees | Leeds | Wakefield | West Yorkshire | Leeds City Region |
| Advanced Manufacturing            | 1.50                      | 1.61       | 2.43     | 0.61  | 0.63      | 1.15           | 1.05              |
| Creative & digital                | 0.86                      | 0.59       | 0.50     | 1.06  | 0.44      | 0.80           | 0.76              |
| Financial & Professional Services | 0.81                      | 1.36       | 0.68     | 1.36  | 0.76      | 1.07           | 1.04              |
| Food & drink                      | 1.82                      | 0.98       | 1.03     | 0.73  | 2.72      | 1.27           | 1.42              |
| Health & Life Sciences            | 0.69                      | 0.57       | 0.95     | 0.67  | 0.59      | 0.69           | 0.80              |

Below are the top 3 broad sectors by location quotient for **West Yorkshire**. Manufacturing is particularly driven by Bradford, Calderdale Kirklees and Wakefield. Financial services is driven by Leeds and Calderdale.

|                          | 1. Manufacturing | 2. Financial & insurance | 3. Wholesale |
|--------------------------|------------------|--------------------------|--------------|
| Employment, 2017         | 112,000          | 45,500                   | 49,500       |
| Location Quotient (GB=1) | 1.31             | 1.24                     | 1.22         |

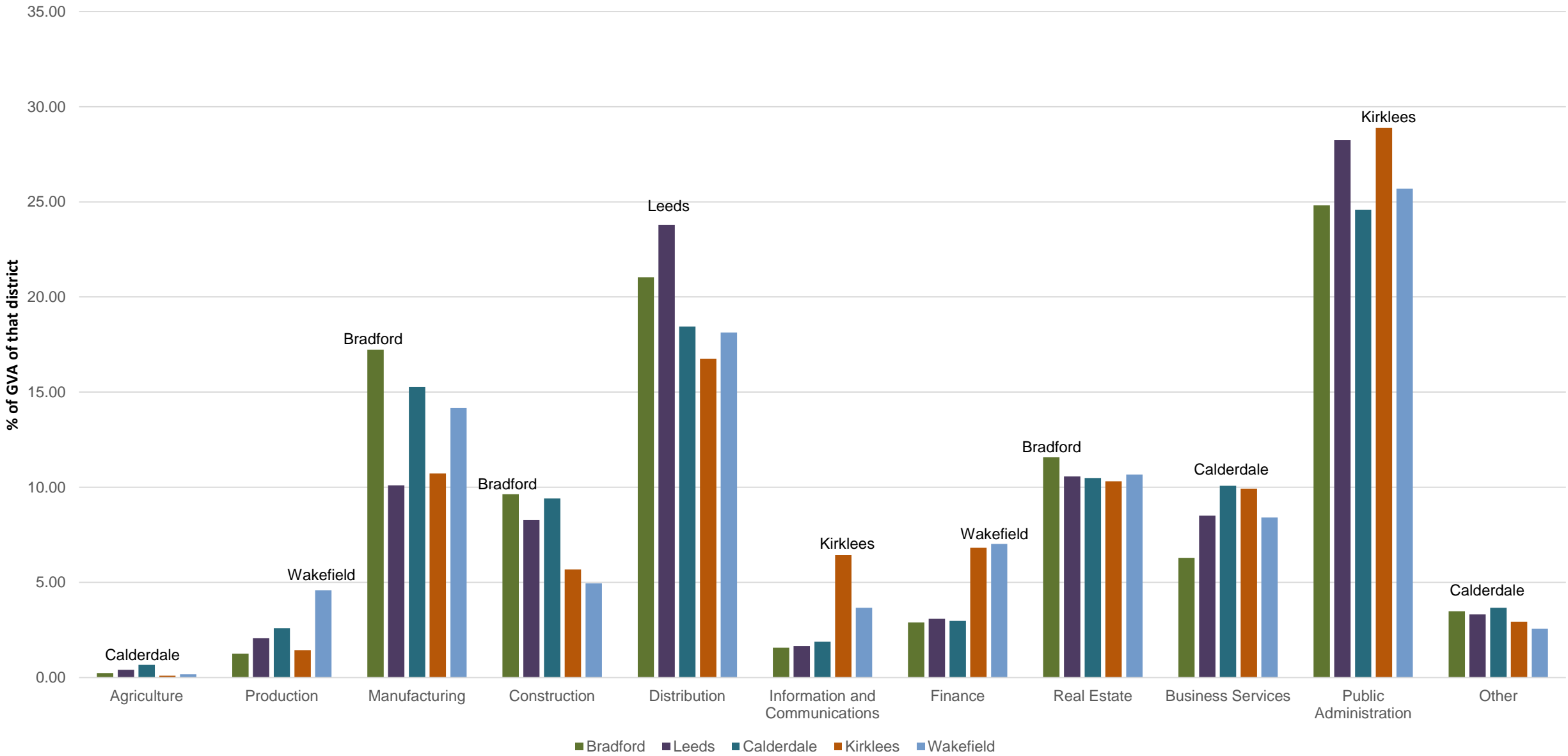
# Growth sectors : Employment

Employment figures for each district, West Yorkshire and the Leeds City Region:

|                            | Employment |            |          |         |           |                |                   |
|----------------------------|------------|------------|----------|---------|-----------|----------------|-------------------|
| Sector                     | Bradford   | Calderdale | Kirklees | Leeds   | Wakefield | West Yorkshire | Leeds City Region |
| Advanced Manufacturing     | 9,500      | 5,000      | 12,000   | 8,500   | 3,000     | 38,000         | 45,500            |
| Creative and digital       | 10,500     | 3,500      | 4,750    | 28,500  | 4,000     | 51,000         | 63,000            |
| Financial & prof. services | 37,500     | 31,000     | 24,500   | 139,500 | 26,500    | 259,000        | 332,000           |
| Food and drink             | 8,500      | 2,250      | 3,750    | 7,500   | 9,500     | 31,000         | 45,500            |
| Health and life sciences   | 3,750      | 1,500      | 4,000    | 8,000   | 2,375     | 19,500         | 29,500            |

# What does each place have to offer?

Each sector's contribution to the GVA of that district





# How we support local economic development?

---

## Our services include:

- Growth Service and grants for SME support
- Employment & Skills services including careers & enterprise support for schools
- Trade & Investment – including inward investment

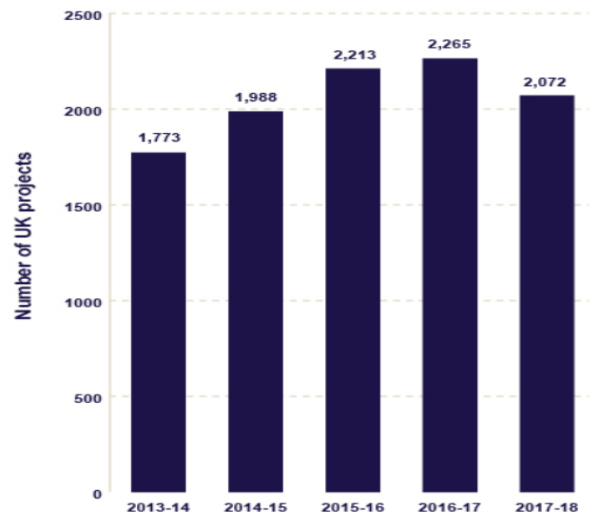


# Leeds City Region FDI Trends

## National Trends

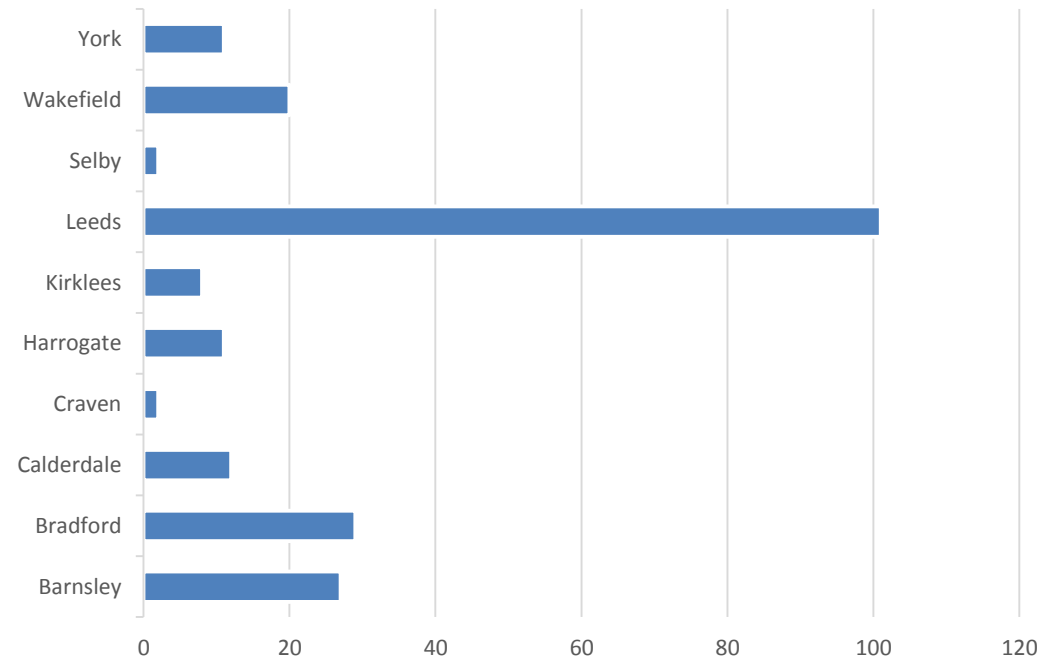
### FDI projects in the UK: 2013-14 to 2017-18

FDI projects in the UK  
2013-14 – 2017-18

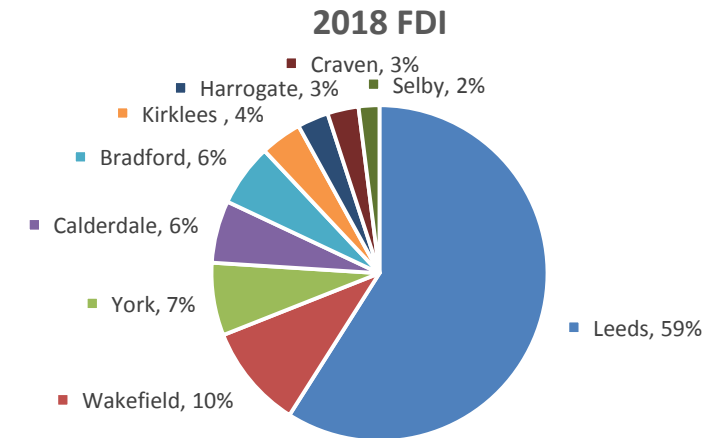
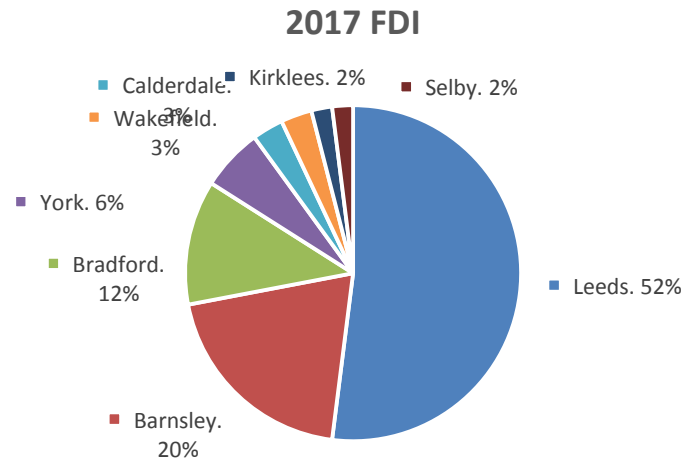
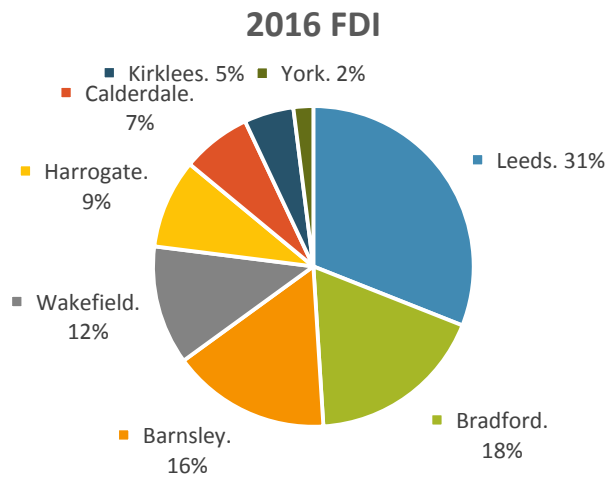


## LCR Trends

### Total FDI 2016- 2018



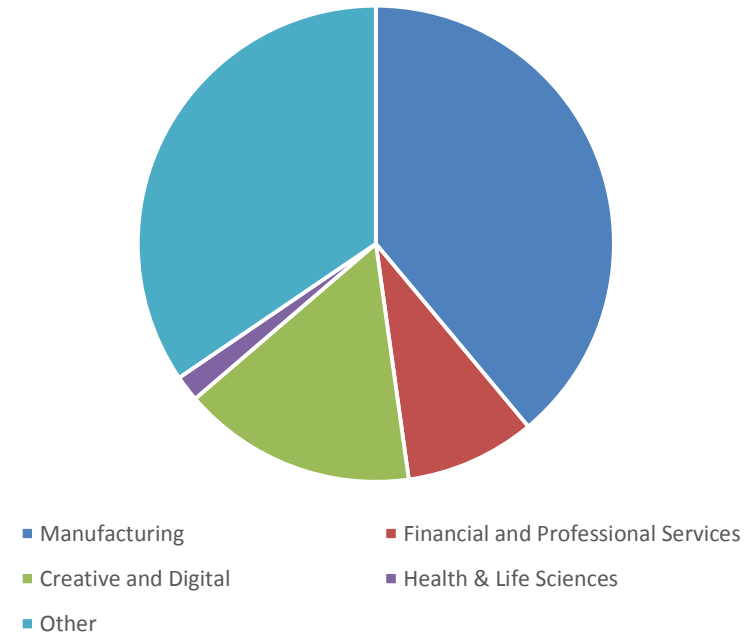
An analysis of the annual FDI trends for Leeds City Region shows the number of projects in cities such as Bradford, York and Wakefield remains low and has in some cases declined year on year since 2016



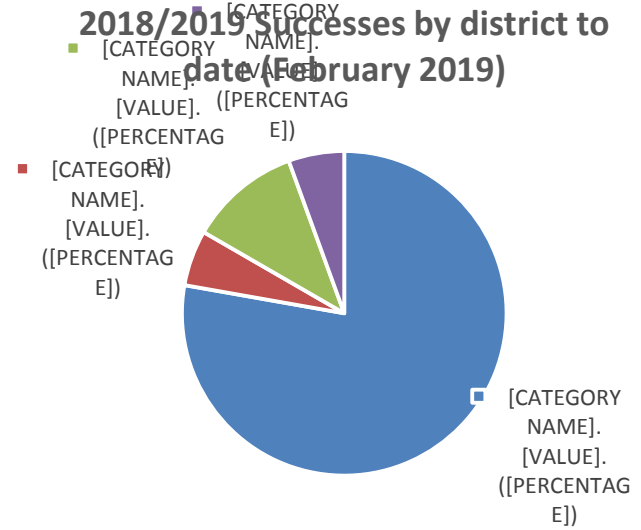
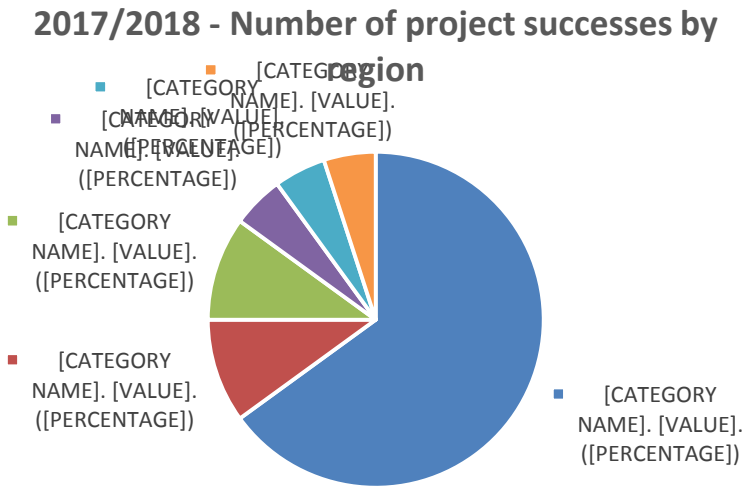
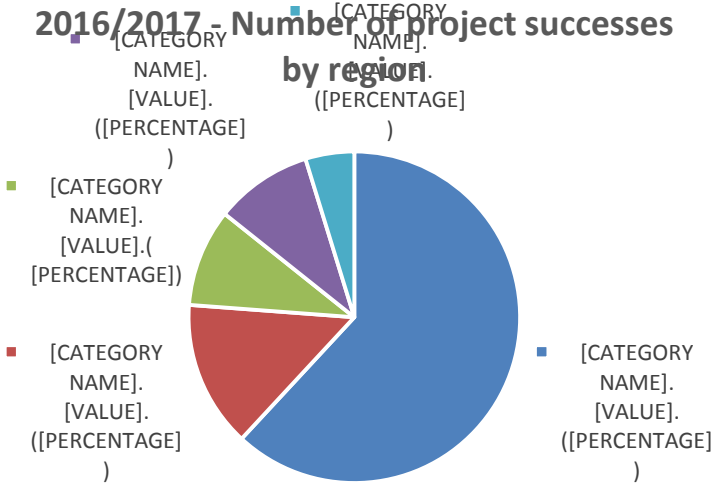
# Leeds City Region FDI By Sector

- Manufacturing sector has traditionally delivered the majority of FDI
- Leeds City Region has underperformed in the attraction of inward investment from the healthcare and life sciences sector
- UK domestic businesses that have expanded / relocated are not included in these figures

FDI 2016 - 2018 by Industrial Sector



In addition to the overall number of FDI projects that occur in Leeds City Region it is important to analyse those that the trade and investment team has secured directly.



# Opportunities

## Creative and Digital

- Northern media belt
- Proximity between Manchester and Leeds
- Co-working spaces
- Ecosystem development



# Opportunities

## Advanced Manufacturing

- **Critical mass of Advanced manufacturing activity**
  - Kirklees 42.7% 5<sup>th</sup> (UK)
- **Chemicals**
  - Accounts for 20% of UK exports
- **Technical Textiles**
  - Centres of excellence and academia
  - Internationally renowned for Engineering & Textiles
- **Rail**
  - UK's second largest rail research institute



Vivimed



# Opportunities

---

## Capital flows – Infrastructure

- MIPIM 2019
- Kirklees Big Build 10,000 homes by 2023
- Waterfront Quarter
- Huddersfield Town
- Student accommodation capacity





# Contact us

---

## Keep in touch:

the-lep.com

[info@the-lep.com](mailto:info@the-lep.com)

@LeedsCityRegion

[www.investleedscityregion.com](http://www.investleedscityregion.com)

invest@the-lep.com

@InvestLCR